



HSE NEWS

WORKING FOR YOU TO KEEP YOU SAFE

Latest HSE Statistics YTD 1

| | 2014 | 2015 |
|--|------|------|
| Workplace fatalities | 1 | 1 |
| Non-work related fatalities | 1 | 1 |
| Non-accidental deaths (NADs) | q | 1 |
| Lost Time Injuries (LTIs) | 1 | 1 |
| All injuries (excluding first aid cases) | 1 | 1 |
| Motor Vehicle Incidents (MVIs) | 1 | 1 |
| Roll over - MVIs | 1 | 1 |
| Serious MVIs | 1 | 1 |
| Lost Time Injury Frequency (LTIF) | 11 | 1 |

Life Saving Rules Violations

| YTD q | |
|--------------------------|----|
| Journey management | 1 |
| Speeding/GSM | 1 |
| Seatbelts | 1 |
| Overriding safety device | 1 |
| Working at heights | 1 |
| Permit | 1 |
| Confined space | 11 |
| Lock out tag out | 1 |
| Drugs and alcohol | 1 |
| Gas testing | 1 |
| Smoking | 1 |
| Suspended Load | 1 |

Vehicle Class A/B Defect


| YTD 1 | |
|---------|---|
| Class A | 1 |
| Class B | 1 |

HSE TIP


1

[Share it with a friend](#)

Important News




11



1

What You Need to Know

1:




1

1:



1

1:



1



HSE NEWS

WORKING FOR YOU TO KEEP YOU SAFE

HSE Advice Note

1

1

1