



HSE NEWS

WORKING FOR YOU TO KEEP YOU SAFE

Latest HSE Statistics YTD 15 Oct

	2013	2014
Workplace fatalities	1	4
Non-work related fatalities	7	4
Non-accidental deaths (NADs)	6	10
Lost Time Injuries (LTIs)	34	46
All injuries (excluding first aid cases)	139	137
Motor Vehicle Incidents (MVIs)	102	86
Roll over - MVIs	28	22
Serious MVIs	0	27
Lost Time Injury Frequency (LTIF)	0	0


Life Saving Rules Violations

YTD 15 Oct	
Journey management	70
Speeding/GSM	37
Seatbelts	47
Overriding safety device	1
Working at heights	2
Permit	5
Confined space	0
Lock out tag out	1
Drugs and alcohol	1
Gas testing	0

Vehicle Class A/B Defect

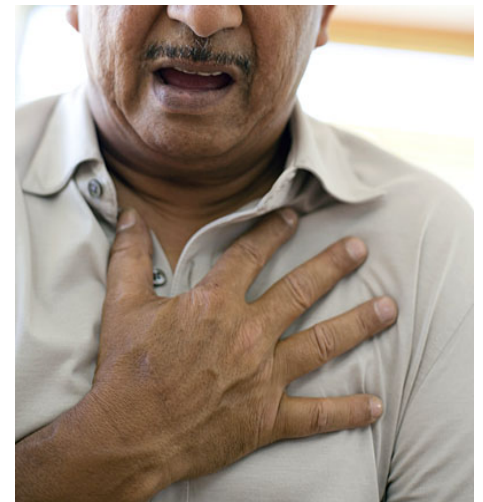
YTD 15 Oct	
Class A	263
Class B	3623

HSE TIP





[Share it with a friend](#)

Important News



What You Need to Know

What you need to know: :





HSE NEWS

WORKING FOR YOU TO KEEP YOU SAFE

HSE Advice Note

