



HSE NEWS

WORKING FOR YOU TO KEEP YOU SAFE

Latest HSE Statistics YTD 15 Oct

	2013	2014
Workplace fatalities	1	4
Non-work related fatalities	7	4
Non-accidental deaths (NADs)	6	10
Lost Time Injuries (LTIs)	34	46
All injuries (excluding first aid cases)	139	137
Motor Vehicle Incidents (MVIs)	102	86
Roll over - MVIs	28	22
Serious MVIs	0	27
Lost Time Injury Frequency (LTIF)	0	0

Life Saving Rules Violations

YTD 15 Oct


Journey management	70
Speeding/GSM	37
Seatbelts	47
Overriding safety device	1
Working at heights	2
Permit	5
Confined space	0
Lock out tag out	1
Drugs and alcohol	1
Gas testing	0

Vehicle Class A/B Defect

YTD 15 Oct

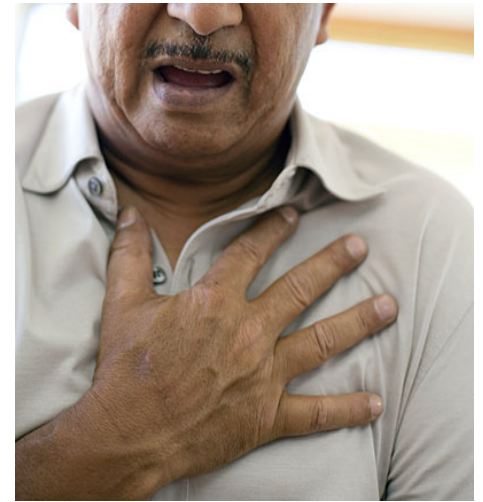
Class A	263
Class B	3623

HSE TIP






[Share it with a friend](#)

Important News



What You Need to Know

What you need to know:





HSE NEWS

WORKING FOR YOU TO KEEP YOU SAFE

HSE Advice Note

SAFETY CULTURE STARTS WITH LEADERSHIP



1 LEADERSHIP BEST PRACTICES INFLUENCE ORGANISATIONAL CULTURE



Transformational leadership style:

- Inspiring
- Influencing
- Challenging
- Engaging

Leadership best practices:

- Vision
- Credibility
- Action Orientation
- Safety Communication
- Collaboration
- Feedback & Recognition
- Accountability

2 ORGANISATIONAL CULTURE INFLUENCES SAFETY OUTCOMES



Organisational Culture:

- Just & Fair
- Leader-Member Engagement
- Management Credibility
- Visible Organisational Support
- Teamwork
- Work Group Relations
- Organisational Value for Safety
- Upward Communication
- Ability to Approach Others

3 WORKING INTERFACE



Working Interface is a combination of 3 components:

1. Facilities & Equipment (plant, machinery)
2. Processes (codes of conduct, production lines)
3. Workers

At-Risk Behaviours exist at this working interface

The Soolok Process addresses the methodology to mitigate At-Risk Behaviours at the working interface.